


Murrells Inlet-Garden City Fire District

PO Box 648, 3641 Hwy. 17 Bus.
Murrells Inlet, SC 29576
PH (843) 651-5143 FAX (843) 651-1101


Gene Connell, Chairman
J. R. Haney, Fire Chief

Board of Directors Meeting Attendance Record November 17, 2025


Kay Benton




Alison Burns




Gene Connell




Ricky Cox



Katie Wilson



John Magann



Murrells Inlet – Garden City Fire District

Board of Directors Meeting

November 17, 2025

The meeting was called to order at 6:00 p.m.

Members in Attendance: Gene Connell, Kay Benton, Alison Burns, Ricky Cox, John Magann, Katie Wilson.

Also in Attendance: Also attending, Chief Haney, DFC Kosto, DC Elliott, DC Moore, Barbara Taylor, Rebekah Hayes.

Minutes: Ricky Cox made that motion to approve the October minutes as written. Alison Burns seconded the motion and the motion carried.

Financials: Katie Wilson asked if there were any receipts yet from Georgetown County. Barbara indicated that we had not yet received funds from Georgetown County for October. Ms. Wilson said she saw nothing else that looked unusual. Kay Benton made the motion to approve the financials as presented. John Magann seconded the motion and the motion approved.

Second Reading of the 2026 Budget: Chief Haney highlighted changes since the first reading: Interest Income was increased by \$20,000; Continuing Education increased to \$50,000 for putting on a recruit school planned for February; Background Checks raised to \$17,615; Station Supplies were decreased by \$5,500; Capital Expenses were increased by \$150,000 for work on the Rescue Building (this was accomplished by removing the debt payment after paying off the fire apparatus loan). We are waiting to hear from Georgetown County regarding the assessed values for 2026 to budget accurate tax revenue.

John Magann asked if we were fingerprinting every year. Chief Haney said the Fingerprinting was done only for the required EMT certifications and that the expense line item will be renamed from Fingerprinting Service to Background Check Service to more accurately describe the expense. A department-wide background check will be conducted next year.

Ricky Cox asked if the Capital Projects Fund was a new item for 2026. Ms. Taylor explained that it was new for 2025 and represents a sinking fund created for future capital expenditures.

Chief Haney talked about the timeline for the Rescue Building property now that it has been deeded to the Fire District, saying he would like to have it demolished and cleared quickly due to the poor condition of the building.

John Magann made the motion to approve the second reading of the 2026 Budget. Katie Wilson seconded the motion and the motion carried.

Chiefs Report: DFC Kosto gave an overview of the new storage building erection, saying trees had been cleared today; items will be moved and ground clearing will start in the upcoming weeks. There are some vehicles repairs needed that will be sent out after the first of the year.

DC Elliott announce the two new Lifepak monitor/defibrillators had been delivered. Stryker is expected to get them up and running in the next couple of weeks.

DC Moore has been working nonstop preparing for the new year. The concrete pad has been poured for the burn building, and the stairs will be erected next month.

Admin. Director Taylor said she expects vacation buyback to fall within the budgeted amount for the year. We are processing several applications for the recruit school planned for February as well as several Firefighter/EMT and Paramedic Specialist applications.

Chairmans Report: The Chairman is still waiting to hear back from the appeals court regarding the cottages case. He does expect to hear something by the end of the year. We do have the Rescue Building now. He thinks we need to put together a proposal to give to the Legislators in January. Kay Benton expressed her concern regarding the drainage of the property and whether it will require a retention pond.

Old Business: Chief Haney asked about the easement request from HTC for the property on Azalea Avenue. Chairman Connell said he would contact them again this week. Chief Haney asked the board to approve the issuance of Christmas Bonuses from the budgeted expense line Firemen's Fund as in years' past. John Magann made a motion to approve this request. The motion was seconded by Alison Burns and the motion carried.

Executive Session: Kay Benton made a motion to recede into executive session. Ricky Cox seconded the motion and the motion carried. After returning to regular session, Kay Benton announced that no decisions were made during the executive session.

New Business: None Kay Benton asked the board for approval to open a higher interest Certificate of Deposit account for Capital Expenditures with the \$200,000 budgeted this year. This CD account would be labeled Unrestricted/Tax Revenue Capital Account with the intent of using these funds to purchase capital expenses, but in the event of unexpected shortfalls in operating expenses such as payroll, those funds could be utilized. Ms. Benton would also like to move money into an account holding impact fees to bring the balance to \$250,000 to earn a higher interest rate. She will ask the banks to label each account to align with the account names on the balance sheet. John Magann seconded this motion and the motion carried.

Public Comment: None.

Adjourn: Kay Benton made a motion to adjourn the meeting. John Magann seconded the motion and the motion carried.

The next Board of Directors Meeting is scheduled for Monday, December 15, 2025.

Approved: _____

**MIGCFD Fire
Balance Sheet
As of November 30, 2025**

Accrual Basis

	Nov 30, 25
ASSETS	
Current Assets	
Checking/Savings	
G100 · Cash & Cash Equivalents	5,714,603.84
G160 · Restricted Cash & Cash Equiv.	826,864.25
Total Checking/Savings	6,541,468.09
Accounts Receivable	
G110 · Receivables - Property Taxes	3,389,658.67
G115 · Receivables - EMS	531,859.89
G120 · Receivables - Intergovernmental	3,084,099.00
Total Accounts Receivable	7,005,617.56
Other Current Assets	
153 · Due from Rescue	638,541.86
180 · Inventory-Medical Supplies	90,041.06
G150 · Prepaid Assets	2,400.53
Total Other Current Assets	730,983.45
Total Current Assets	14,278,069.10
Fixed Assets	
200 · Property & Equip	7,852,026.47
Total Fixed Assets	7,852,026.47
TOTAL ASSETS	22,130,095.57
LIABILITIES & EQUITY	
Liabilities	
Current Liabilities	
Accounts Payable	
405 · Accounts Payable	-57,544.80
Total Accounts Payable	-57,544.80
Other Current Liabilities	
410 · SC Def Comp Retirement	2,126.27
2110 · Direct Deposit Liabilities	2,168.19
400 · Payroll taxes payable	67,089.51
401 · Salaries Payable	193,054.64
402 · PORS/SCRS Retirement	389,224.34
407 · Unearned Tax Rev- Georgetown	124,304.81
408 · Unearned Tax Rev - Horry	593,729.66
409 · Unavailable Amb A/R	332,901.56
Total Other Current Liabilities	1,704,598.98
Total Current Liabilities	1,647,054.18
Long Term Liabilities	
550 · Long Term Debt	574,212.87
Total Long Term Liabilities	574,212.87
Total Liabilities	2,221,267.05
Equity	
600 · Net Assets	12,049,190.22
636 · Fund Balances - Restricted	555,463.92
637 · Non-Spendable Items	85,367.68
646 · GW Debt Contra Account - Equity	-574,214.37
699 · Retained Earnings	5,530,771.04
970 · Capital Outlay Contra Account	1,520,198.10
Net Income	742,051.93
Total Equity	19,908,828.52
TOTAL LIABILITIES & EQUITY	22,130,095.57

MIGCFD Fire
YTD Profit & Loss Budget vs. Actual
January through November 2025

Accrual Basis

	Jan - Nov 25	Budget	\$ Over Budget
Ordinary Income/Expense			
Income			
705 · Tax Revenues Georgetown	2,468,652.13	3,015,000.00	-546,347.87
710 · Tax Revenues Horry	5,775,298.27	5,490,000.00	285,298.27
711 · Plan Review Fees	2,785.15	9,166.66	-6,381.51
712 · Inspection Fees	44,386.95	27,500.00	16,886.95
715 · Impact Fees Georgetown	649,154.35	320,993.75	328,160.60
716 · Impact Fees Horry	1,086,361.77	972,466.87	113,894.90
726 · Horry County Medical Contract	50,000.00	50,000.00	0.00
735 · Horry County Medical Billing	1,674,617.65	1,650,000.00	24,617.65
736 · GEAR Program	67,870.62	32,083.34	35,787.28
737 · Insurance Recovery	12,345.46	13,750.00	-1,404.54
739 · Grants			
739-3 · Horry County A Tax	75,000.00		
739-1 · Georgetown County A. Tax	80,127.12		
739 · Grants - Other	318,749.51	338,143.63	-19,394.12
Total 739 · Grants	473,876.63	338,143.63	135,733.00
G430 · Miscellaneous Income			
740 · Interest Income	182,477.82	4,583.34	177,894.48
742 · Miscellaneous Inc.	16,679.60	22,916.66	-6,237.06
962 · Firemen's Donation Fund Income	22,328.14	9,166.66	13,161.48
Total G430 · Miscellaneous Income	221,485.56	36,666.66	184,818.90
Total Income	12,526,834.54	11,955,770.91	571,063.63
Gross Profit	12,526,834.54	11,955,770.91	571,063.63
Expense			
1000-2 · Horry County ATAX	57,211.17		
G500 · Fire Department Expenses			
854 · Equipment Rental	400.57	467.50	-66.93
872 · Legal & Consulting	22,442.92	14,850.91	7,592.01
802 · Accounting	20,750.00	34,833.34	-14,083.34
803 · Advertising	274.23	2,337.50	-2,063.27
815 · Bank Service Charge	11.90	0.00	11.90
820 · Payroll Processing Fees	3,603.67	2,700.00	903.67
830 · Billing Fees - Medical	70,630.16	70,647.50	-17.34
831 · Supplies & Eqpt - Medical	145,223.08	142,083.34	3,139.74
832 · Contract Services - Physicals	34,126.00	40,400.00	-6,274.00
833 · Contract Services			
833-1 · Contract Services - Facilities	34,026.56	75,000.00	-40,973.44
833-2 · Contract Services - Medical	65,347.34	40,000.00	25,347.34
833-3 · Contract Services - Technology	103,535.65	75,000.00	28,535.65
Total 833 · Contract Services	202,909.55	190,000.00	12,909.55
839 · Conference Expenses	2,619.21	2,805.00	-185.79
845 · Dues and Subscriptions	10,958.09	7,948.41	3,009.68
847 · Electricity	33,011.21	35,533.66	-2,522.45
853 · Fingerprinting Service	5,768.94	3,623.59	2,145.35
855 · Firemans Fund	0.00	50,603.00	-50,603.00
856 · Fire Prev & Education	1,283.17	1,870.00	-586.83
857 · Fuel - Fire	59,920.77	84,158.25	-24,237.48
829 · Fuel - Medical	31,634.68	41,250.00	-9,615.32
858 · Natural Gas	6,187.56	5,277.25	910.31
861 · Insurance - Health	810,201.06	968,832.34	-158,631.28
866 · Insurance - General Business	195,643.80	169,583.34	26,060.46
867 · Insurance - Workers Comp	185,034.00	181,684.25	3,349.75
875 · Licenses & Permits	304.00	1,296.16	-992.16
876 · Miscellaneous Expense	1,571.80	972.59	599.21
878 · Office Supplies & Eqpt	15,930.35	13,750.00	2,180.35
879 · Office Equip - Repairs & Maint	5,333.98	22,916.66	-17,582.68
887 · Postage & Shipping	2,267.46	2,314.59	-47.13
890 · Public Relations	264.01	935.00	-670.99
891 · HazMat Supplies & Equipment	2,188.29	2,571.25	-382.96
892 · Hose/Nozzles/Hydrants Supp/Eqpt	1,148.00	1,402.50	-254.50
893 · Extrication Supplies & Eqpt	626.77	1,402.50	-775.73
894 · Rep & Maint - Training Facility	10,500.00	14,026.84	-3,526.84
895 · Radios/Pagers Supplies & Eqpt	21,160.00	27,500.00	-6,340.00
896 · Water Rescue Supplies & Eqpt	12,875.12	18,791.66	-5,916.54
1000-1 · GC A-Tax MIMS1 Supplies & Equip	12,270.70		
897 · Bunker Gear Supplies & Eqpt	121,101.05	142,083.34	-20,982.29
898 · Rep & Maint - Building	178,232.45	200,000.00	-21,767.55
899 · Rep & Maint - Equipment	28,931.21	28,052.75	878.46

MIGCFD Fire
YTD Profit & Loss Budget vs. Actual
January through November 2025

Accrual Basis

	Jan - Nov 25	Budget	\$ Over Budget
900 · Rep & Maint - Radios & Pagers	8,079.32	13,750.00	-5,670.68
901 · Rep & Maint - Vehicles	252,204.04	243,750.00	8,454.04
907 · Supplies/Eqpt 1st Resp Rescue	26,862.06	32,083.34	-5,221.28
908 · Supplies & Eqpt - Firefighting	12,845.41	9,350.91	3,494.50
909 · Supplies - Station	29,454.62	46,291.66	-16,837.04
928 · Communications	72,561.23	68,750.00	3,811.23
929 · Telephone	11,334.29	11,110.00	224.29
935 · Uniforms	41,805.32	91,666.66	-49,861.34
938 · Water & Sewer	11,521.94	9,488.41	2,033.53
963 · Firemen's Donation Fund Expense	13,674.70	9,350.91	4,323.79
Total G500 · Fire Department Expenses	2,737,682.69	3,065,096.91	-327,414.22
G501 · Personnel Expenses			
838 · Continuing Education	18,460.39	18,333.34	127.05
905 · Retirement PORS & SCRS	1,258,739.21	1,336,976.66	-78,237.45
911 · Salary Admin	781,778.75	832,237.86	-50,459.11
914 · Salary Firefighters	4,958,086.93	5,885,751.66	-927,664.73
957 · Salaries - Part Time Medical	43,221.65		
920 · SocSec & Medicare P/R Taxes	445,511.29	514,248.93	-68,737.64
930 · Training Materials	434.83	5,610.91	-5,176.08
931 · Travel - General	1,461.87	1,963.50	-501.63
932 · Travel - Firefighters	12,506.00	22,916.66	-10,410.66
936 · Recruitment	0.00	935.00	-935.00
Total G501 · Personnel Expenses	7,520,200.92	8,618,974.52	-1,098,773.60
Total Expense	10,315,094.78	11,684,071.43	-1,368,976.65
Net Ordinary Income	2,211,739.76	271,699.48	1,940,040.28
Other Income/Expense			
Other Income			
796 · Gain on sale of assets	2,025.00		
Total Other Income	2,025.00		
Other Expense			
1001 · Capital Outlay			
934 · Capital - Office	4,802.42	9,166.66	-4,364.24
940 · Capital Outlay -Buildings	54,821.00	183,333.34	-128,512.34
943 · Capital Outlay-Firefighting			
943- 1 · Hose	0.00	9,166.66	-9,166.66
FF Equipment Capital Expense	9,894.99	10,000.00	-105.01
Total 943 · Capital Outlay-Firefighting	9,894.99	19,166.66	-9,271.67
945 · Capital Outlay-Radios&Pagers	313,716.34	371,143.63	-57,427.29
949 · Medical Eqpt	100,310.62	91,666.66	8,643.96
955 · Capital Outlay - Vehicles			
955-1 · Admin Vehicle	173,823.68	175,000.00	-1,176.32
955- 8 · Medic Unit Remount	207,292.20	200,000.00	7,292.20
Total 955 · Capital Outlay - Vehicles	381,115.88	375,000.00	6,115.88
Total 1001 · Capital Outlay	864,661.25	1,049,476.95	-184,815.70
1005 · Debt Service			
980 · Debt Payment - Principal	607,051.58	607,051.37	0.21
Total 1005 · Debt Service	607,051.58	607,051.37	0.21
Total Other Expense	1,471,712.83	1,656,528.32	-184,815.49
Net Other Income	-1,469,687.83	-1,656,528.32	186,840.49
Net Income	742,051.93	-1,384,828.84	2,126,880.77

MIGCFD Fire
YTD Profit & Loss Current vs. Previous Year Comparison
January through November 2025

Accrual Basis

	Jan - Nov 25	Jan - Nov 24	\$ Change
Ordinary Income/Expense			
Income			
705 · Tax Revenues Georgetown	2,468,652.13	2,735,414.74	-266,762.61
710 · Tax Revenues Horry	5,775,298.27	4,627,126.17	1,148,172.10
711 · Plan Review Fees	2,785.15	3,582.20	-797.05
712 · Inspection Fees	44,386.95	21,637.50	22,749.45
715 · Impact Fees Georgetown	649,154.35	389,140.90	260,013.45
716 · Impact Fees Horry	1,086,361.77	712,249.53	374,112.24
726 · Horry County Medical Contract	50,000.00	50,000.00	0.00
735 · Horry County Medical Billing	1,674,617.65	1,461,087.94	213,529.71
736 · GEAR Program	67,870.62	81,464.08	-13,593.46
737 · Insurance Recovery	12,345.46	13,410.55	-1,065.09
739 · Grants			
739-3 · Horry County A Tax	75,000.00	0.00	75,000.00
739-1 · Georgetown County A. Tax	80,127.12	0.00	80,127.12
739-2 · Horry County ARPA Funds	0.00	483,857.84	-483,857.84
739 · Grants - Other	318,749.51	101,008.68	217,740.83
Total 739 · Grants	473,876.63	584,866.52	-110,989.89
G430 · Miscellaneous Income			
740 · Interest Income	182,477.82	107,477.90	74,999.92
742 · Miscellaneous Inc.	16,679.60	38,249.78	-21,570.18
962 · Firemen's Donation Fund Income	22,328.14	22,854.82	-526.68
Total G430 · Miscellaneous Income	221,485.56	168,582.50	52,903.06
Total Income	12,526,834.54	10,848,562.63	1,678,271.91
Gross Profit	12,526,834.54	10,848,562.63	1,678,271.91
Expense			
1000-2 · Horry County ATAX	57,211.17	2,754.96	54,456.21
G500 · Fire Department Expenses			
854 · Equipment Rental	400.57	505.00	-104.43
872 · Legal & Consulting	22,442.92	640.00	21,802.92
802 · Accounting	20,750.00	20,250.00	500.00
803 · Advertising	274.23	173.62	100.61
815 · Bank Service Charge	11.90	0.00	11.90
820 · Payroll Processing Fees	3,603.67	3,306.06	297.61
830 · Billing Fees - Medical	70,630.16	66,380.36	4,249.80
831 · Supplies & Eqpt - Medical	145,223.08	110,106.64	35,116.44
832 · Contract Services - Physicals	34,126.00	31,905.59	2,220.41
833 · Contract Services			
833-1 · Contract Services - Facilities	34,026.56	44,462.31	-10,435.75
833-2 · Contract Services - Medical	65,347.34	45,763.13	19,584.21
833-3 · Contract Services - Technology	103,535.65	107,141.67	-3,606.02
Total 833 · Contract Services	202,909.55	197,367.11	5,542.44
839 · Conference Expenses	2,619.21	698.25	1,920.96
845 · Dues and Subscriptions	10,958.09	7,074.31	3,883.78
847 · Electricity	33,011.21	30,160.92	2,850.29
853 · Fingerprinting Service	5,768.94	2,794.28	2,974.66
855 · Firemans Fund	0.00	1,565.23	-1,565.23
856 · Fire Prev & Education	1,283.17	1,044.01	239.16
857 · Fuel - Fire	59,920.77	67,051.96	-7,131.19
829 · Fuel - Medical	31,634.68	20,820.66	10,814.02
858 · Natural Gas	6,187.56	4,715.20	1,472.36
861 · Insurance - Health	810,201.06	652,220.31	157,980.75
866 · Insurance - General Business	195,643.80	140,489.55	55,154.25
867 · Insurance - Workers Comp	185,034.00	105,911.50	79,122.50
875 · Licenses & Permits	304.00	1,134.60	-830.60
876 · Miscellaneous Expense	1,571.80	3,819.53	-2,247.73
878 · Office Supplies & Eqpt	15,930.35	11,658.44	4,271.91
879 · Office Equip - Repairs & Maint	5,333.98	16,302.72	-10,968.74
887 · Postage & Shipping	2,267.46	1,986.02	281.44

MIGCFD Fire
YTD Profit & Loss Current vs. Previous Year Comparison
January through November 2025

Accrual Basis

	Jan - Nov 25	Jan - Nov 24	\$ Change
890 · Public Relations	264.01	372.65	-108.64
891 · HazMat Supplies & Equipment	2,188.29	2,657.88	-469.59
892 · Hose/Nozzles/Hydrants Supp/Eqpt	1,148.00	0.00	1,148.00
893 · Extrication Supplies & Eqpt	626.77	28.73	598.04
894 · Rep & Maint - Training Facility	10,500.00	15,447.93	-4,947.93
895 · Radios/Pagers Supplies & Eqpt	21,160.00	9,622.17	11,537.83
896 · Water Rescue Supplies & Eqpt	12,875.12	13,471.86	-596.74
1000-1 · GC A-Tax MIMSI Supplies & Equip	12,270.70	6,512.64	5,758.06
897 · Bunker Gear Supplies & Eqpt	121,101.05	86,483.56	34,617.49
898 · Rep & Maint - Building	178,232.45	182,158.76	-3,926.31
899 · Rep & Maint - Equipment	28,931.21	34,408.07	-5,476.86
900 · Rep & Maint - Radios & Pagers	8,079.32	4,190.32	3,889.00
901 · Rep & Maint - Vehicles	252,204.04	139,860.98	112,343.06
907 · Supplies/Eqpt 1st Resp Rescue	26,862.06	17,041.95	9,820.11
908 · Supplies & Eqpt - Firefighting	12,845.41	9,298.62	3,546.79
909 · Supplies - Station	29,454.62	37,568.05	-8,113.43
928 · Communications	72,561.23	69,796.83	2,764.40
929 · Telephone	11,334.29	11,708.97	-374.68
935 · Uniforms	41,805.32	49,717.92	-7,912.60
938 · Water & Sewer	11,521.94	10,428.96	1,092.98
963 · Firemen's Donation Fund Expense	13,674.70	18,468.67	-4,793.97
Total G500 · Fire Department Expenses	2,737,682.69	2,219,327.39	518,355.30
G501 · Personnel Expenses			
838 · Continuing Education	18,460.39	11,081.71	7,378.68
905 · Retirement PORS & SCRS	1,258,739.21	987,685.39	271,053.82
911 · Salary Admin	781,778.75	652,513.84	129,264.91
914 · Salary Firefighters	4,958,086.93	4,034,073.38	924,013.55
957 · Salaries - Part Time Medical	43,221.65	110,952.50	-67,730.85
920 · SocSec & Medicare P/R Taxes	445,511.29	352,962.05	92,549.24
930 · Training Materials	434.83	1,662.85	-1,228.02
931 · Travel - General	1,461.87	2,970.97	-1,509.10
932 · Travel - Firefighters	12,506.00	11,015.00	1,491.00
Total G501 · Personnel Expenses	7,520,200.92	6,164,917.69	1,355,283.23
Total Expense	10,315,094.78	8,387,000.04	1,928,094.74
Net Ordinary Income	2,211,739.76	2,461,562.59	-249,822.83
Other Income/Expense			
Other Income			
796 · Gain on sale of assets	2,025.00	0.00	2,025.00
Total Other Income	2,025.00	0.00	2,025.00
Other Expense			
1001 · Capital Outlay			
934 · Capital - Office	4,802.42	14,030.46	-9,228.04
940 · Capital Outlay -Buildings	54,821.00	81,527.90	-26,706.90
943 · Capital Outlay-Firefighting FF Equipment Capital Expense	9,894.99	387,076.99	-377,182.00
Total 943 · Capital Outlay-Firefighting	9,894.99	387,076.99	-377,182.00
945 · Capital Outlay-Radios&Pagers	313,716.34	0.00	313,716.34
949 · Medical Eqpt	100,310.62	27,685.75	72,624.87
955 · Capital Outlay - Vehicles			
955-1 · Admin Vehicle	173,823.68	0.00	173,823.68
955- 8 · Medic Unit Remount	207,292.20	0.00	207,292.20
955-8.1 · ARPA	0.00	249,067.87	-249,067.87
955 · Capital Outlay - Vehicles - Other	0.00	1,003,508.93	-1,003,508.93
Total 955 · Capital Outlay - Vehicles	381,115.88	1,252,576.80	-871,460.92

MIGCFD Fire
YTD Profit & Loss Current vs. Previous Year Comparison
January through November 2025

Accrual Basis

	Jan - Nov 25	Jan - Nov 24	\$ Change
953 · Capital - Water Rescue	0.00	12,784.00	-12,784.00
958 · Capital Outlay-Search & Rescue	0.00	70,854.00	-70,854.00
1001 · Capital Outlay - Other	0.00	52,947.00	-52,947.00
Total 1001 · Capital Outlay	864,661.25	1,899,482.90	-1,034,821.65
1005 · Debt Service			
980 · Debt Payment - Principal	607,051.58	0.00	607,051.58
1005 · Debt Service - Other	0.00	160,987.77	-160,987.77
Total 1005 · Debt Service	607,051.58	160,987.77	446,063.81
990 · Depreciation	0.00	-44,450.59	44,450.59
Total Other Expense	1,471,712.83	2,016,020.08	-544,307.25
Net Other Income	-1,469,687.83	-2,016,020.08	546,332.25
Net Income	742,051.93	445,542.51	296,509.42

MIGCFD Fire
Monthly Profit & Loss Current vs. Previous Year Comparison
November 2025

Accrual Basis

	Nov 25	Nov 24	\$ Change
Ordinary Income/Expense			
Income			
705 · Tax Revenues Georgetown	0.00	377,550.26	-377,550.26
710 · Tax Revenues Horry	0.00	649,487.96	-649,487.96
711 · Plan Review Fees	482.20	500.00	-17.80
712 · Inspection Fees	7,792.00	570.50	7,221.50
715 · Impact Fees Georgetown	0.00	40,165.22	-40,165.22
716 · Impact Fees Horry	0.00	66,473.77	-66,473.77
735 · Horry County Medical Billing	135,434.47	97,972.03	37,462.44
737 · Insurance Recovery	402.48	0.00	402.48
739 · Grants			
739-2 · Horry County ARPA Funds	0.00	145,714.21	-145,714.21
Total 739 · Grants	0.00	145,714.21	-145,714.21
G430 · Miscellaneous Income			
740 · Interest Income	9,038.90	10,714.73	-1,675.83
742 · Miscellaneous Inc.	6,557.26	0.00	6,557.26
962 · Firemen's Donation Fund Income	562.27	2,307.48	-1,745.21
Total G430 · Miscellaneous Income	16,158.43	13,022.21	3,136.22
Total Income	160,269.58	1,391,456.16	-1,231,186.58
Gross Profit	160,269.58	1,391,456.16	-1,231,186.58
Expense			
G500 · Fire Department Expenses			
872 · Legal & Consulting	2,497.50	0.00	2,497.50
830 · Billing Fees - Medical	6,266.06	4,456.66	1,809.40
831 · Supplies & Eqpt - Medical	11,004.07	9,750.05	1,254.02
832 · Contract Services - Physicals	600.00	1,775.59	-1,175.59
833 · Contract Services			
833-1 · Contract Services - Facilities	2,486.52	2,872.93	-386.41
833-2 · Contract Services - Medical	1,039.00	0.00	1,039.00
833-3 · Contract Services - Technology	1,717.21	4,473.15	-2,755.94
Total 833 · Contract Services	5,242.73	7,346.08	-2,103.35
845 · Dues and Subscriptions	253.43	1,545.49	-1,292.06
847 · Electricity	3,087.10	2,049.79	1,037.31
853 · Fingerprinting Service	880.46	157.86	722.60
856 · Fire Prev & Education	196.99	0.00	196.99
857 · Fuel - Fire	3,522.38	4,467.80	-945.42
829 · Fuel - Medical	2,859.40	1,549.71	1,309.69
858 · Natural Gas	116.14	105.45	10.69
861 · Insurance - Health	69,851.09	139,585.06	-69,733.97
866 · Insurance - General Business	1,070.00	0.00	1,070.00
876 · Miscellaneous Expense	50.00	-11.31	61.31
878 · Office Supplies & Eqpt	364.81	0.00	364.81
879 · Office Equip - Repairs & Maint	0.00	84.22	-84.22
887 · Postage & Shipping	58.95	186.12	-127.17
894 · Rep & Maint - Training Facility	7,500.00	8,960.00	-1,460.00
895 · Radios/Pagers Supplies & Eqpt	0.00	37.05	-37.05
896 · Water Rescue Supplies & Eqpt	2,514.48	163.96	2,350.52
1000-1 · GC A-Tax MIMS I Supplies & Equip	0.00	43.82	-43.82
897 · Bunker Gear Supplies & Eqpt	65,808.02	0.00	65,808.02
898 · Rep & Maint - Building	53,850.26	14,203.18	39,647.08
899 · Rep & Maint - Equipment	224.00	6,803.89	-6,579.89
900 · Rep & Maint - Radios & Pagers	468.48	0.00	468.48
901 · Rep & Maint - Vehicles	4,977.17	4,169.54	807.63
908 · Supplies & Eqpt - Firefighting	0.00	406.68	-406.68
909 · Supplies - Station	1,019.47	2,202.33	-1,182.86
928 · Communications	2,659.78	4,765.19	-2,105.41
929 · Telephone	1,101.04	1,097.12	3.92
935 · Uniforms	5,101.98	2,265.80	2,836.18
938 · Water & Sewer	888.69	762.85	125.84

MIGCFD Fire
Monthly Profit & Loss Current vs. Previous Year Comparison
November 2025

Accrual Basis

	Nov 25	Nov 24	\$ Change
963 · Firemen's Donation Fund Expense	1,626.76	1,566.79	59.97
Total G500 · Fire Department Expenses	255,661.24	220,496.77	35,164.47
G501 · Personnel Expenses			
838 · Continuing Education	195.00	60.00	135.00
905 · Retirement PORS & SCRS	110,248.15	84,731.22	25,516.93
911 · Salary Admin	78,553.16	56,465.65	22,087.51
914 · Salary Firefighters	517,853.91	418,786.07	99,067.84
957 · Salaries - Part Time Medical	2,212.88	11,547.50	-9,334.62
920 · SocSec & Medicare P/R Taxes	45,987.21	36,851.45	9,135.76
921 · State Unemployment Taxes	0.00	0.00	0.00
930 · Training Materials	0.00	155.45	-155.45
932 · Travel - Firefighters	0.00	5,508.00	-5,508.00
Total G501 · Personnel Expenses	755,050.31	614,105.34	140,944.97
Total Expense	1,010,711.55	834,602.11	176,109.44
Net Ordinary Income	-850,441.97	556,854.05	-1,407,296.02
Other Income/Expense			
Other Expense			
1001 · Capital Outlay			
949 · Medical Eqpt	105,619.70	0.00	105,619.70
958 · Capital Outlay-Search & Rescue	0.00	70,854.00	-70,854.00
Total 1001 · Capital Outlay	105,619.70	70,854.00	34,765.70
1005 · Debt Service			
980 · Debt Payment - Principal	-61.11	0.00	-61.11
Total 1005 · Debt Service	-61.11	0.00	-61.11
Total Other Expense	105,558.59	70,854.00	34,704.59
Net Other Income	-105,558.59	-70,854.00	-34,704.59
Net Income	-956,000.56	486,000.05	-1,442,000.61

Murrells Inlet-Garden City Fire District

PO Box 648, 3641 Hwy. 17 Bus.
Murrells Inlet, SC 29576
PH (843) 651-5143 FAX (843) 651-1101

Gene Connell, Chairman
JR Haney, Fire Chief

December 2025 Report

October 2025	November 2025
Horry County: 406	Horry County: 346
Georgetown County: 146	Georgetown County: 189
Total Calls for Service: 552	Total Calls for Service: 535

Year to Date Calls for Service:

6206

(2024: 5792) +7.1%

Horry County, 2025

	WCH	GSRMC	Georgetown	South Strand	Conway	Carolina Forest	Non-Transport	Monthly Total
Jan.	248	28	1	13	0	0	90	380
Feb.	209	32	0	15	1	0	83	340
March	235	41	0	17	0	0	93	386
April	223	33	1	8	0	0	89	354
May	227	29	1	17	0	0	125	399
June	226	36	0	13	0	0	112	387
July	251	41	0	9	0	0	158	459
August	268	31	0	12	0	0	110	421
Sept.	264	34	1	6	2	0	127	434
Oct.	248	26	0	10	0	0	122	406
Nov.	235	21	0	10	0	0	80	346
Dec.								
Total	2634	352	4	130	3	0	1189	4312

Georgetown County, 2025

	WCH	GSRMC	Georgetown	South Strand	Conway	Carolina Forest	Non-Transport	Monthly Total
Jan.	107	4	3	3	0	0	54	171
Feb.	109	5	1	4	0	0	53	172
March	104	16	1	4	0	0	66	191
April	81	6	1	0	0	0	65	153
May	105	19	2	3	1	0	53	183
June	97	8	2	1	0	0	59	167
July	114	10	5	0	1	0	72	202
August	102	9	2	0	0	0	40	153
Sept.	97	9	0	1	0	0	60	167
Oct.	113	9	0	0	0	0	67	189
Nov.	84	4	0	0	0	0	58	146
Dec.								
Total	1113	99	17	16	2	0	647	1894