







# Murrells Inlet-Garden City Fire District

---

PO Box 648, 3641 Hwy. 17 Bus.  
Murrells Inlet, SC 29576  
PH (843) 651-5143 FAX (843) 651-1101

Gene Connell, Chairman  
J. R. Haney, Fire Chief

## Board of Directors Meeting Attendance Record December 15, 2025

Kay Benton	 _____
Alison Burns	 _____
Gene Connell	 _____
Ricky Cox	 _____
Katie Wilson	 _____
John Magann	 _____

Murrells Inlet – Garden City Fire District  
Board of Directors Meeting  
December 15, 2025

Agenda

6:00 Call to Order

Executive Session

Minutes

Financials

Third Reading of the 2026 Budget

Approve 2026 Calendar

Chief's Report

Chairman's Report

Old Business

New Business

Public Comment

Next regular meeting December 15, 2025

Adjourn

## Murrells Inlet Garden City Fire District

### Board of Directors Meeting

December 15, 2025

**Members in Attendance:** Gene Connell, Kay Benton, Katie Wilson, John Magann via phone, Alison Burns via phone.

**Also in Attendance:** Fire Chief JR Haney, Administrative Director Barbara Taylor, Division Chief David Elliott, Division Chief Brennan Moore, Battalion Chief Brad Bemis.

**Minutes:** Kay Benton stated there was a correction made to the minutes referring to fingerprinting as part of new employee background checks. Prior to the meeting, Administrative Director Barbara Taylor added clarification that the expense account Fingerprint Service Expense had been renamed Background Service Expense to more accurately describe the account. Kay Benton made a motion to approve the minutes with the correction made. Katie Wilson seconded the motion, and the motion was carried.

**Financials:** John Magann made a motion to accept the financials as presented. Kay Benton seconded the motion, and the motion was carried.

**Chiefs Report:** Chief Haney stated that we had received some numbers from Georgetown County. Administrative Director Barbara Taylor began that we had heard back from Ken Baker, the auditor, with some final numbers. The assessed values for 2025 had some growth, which gave us \$278,620.00 more in tax revenue than we had represented in the second reading of the budget. That was then divided up amongst a couple of capital building funds noted in the budget. Chief Haney then stated that everything else remains the same, and this was the direction we had anticipated from our last meeting. John Magann made a motion to accept the final budget as presented. Alison Burns seconded the motion, and the motion was carried.

Chief Haney then inquired with Division Chief Elliott about EMS operations. DC Elliott stated that we are on track to finish the accreditation application and submit it this week. The advisor would then do a courtesy inspection, but no issues were anticipated. Chief Haney continued that the advisor had already been on site and had done a walkthrough of our entire operation and didn't note any issues, stating he was impressed with our operations.

Chief Haney then asked Battalion Chief Bemis about any developments on his end. BC Bemis said that the ATAX reading went through the beginning of December; notice was too short to get on the agenda for County Council, so that was moved to January for final review. As it sat, we were fully funded for the water rescue program. Bike Week was decreased a touch, but BC Bemis believes there would probably be some reallocation of funds at that meeting. Chief Haney then stated that the Coastal Observer had a piece written up stating that the ATAX money that is generated in our area needs to stay in our area, which historically has been underfunded.

Chief Haney inquired with Division Chief Moore for any updates on the training side. DC Moore said that he is excited about 2026. The training building, which was reimagined by Division Chief Brown, is coming together. We are preparing for Recruit School, which looks to be starting February 9th, with our agenda being submitted to Columbia before the holiday and expecting full approval.

Administrative Director Barbara Taylor reviewed our hiring status. We have received 92 applications during the year of which twenty-one were hired. Most recently, we have hired one Paramedic Specialist and one Firefighter EMT to start on December 29<sup>th</sup>. A Firefighter EMT to start February 3<sup>rd</sup>, as well and a Firefighter who is set to start his EMT training in February. Another Firefighter EMT will be interviewed on January 14<sup>th</sup>. Ms. Taylor felt very strongly that the growth in the number of applicants for 2025 directly coincides with the work of our Division Chiefs who have gone

out locally recruiting folks from Horry Georgetown Technical College. They have been visiting schools and the interest in the department is reflective.

Ms. Taylor then stated that we have our Kids Christmas Party coming up on December 20<sup>th</sup>. Some wives volunteered to accomplish this. We anticipate a very good turnout.

Chief Haney stated that the only thing from his desk was the demolition of the rescue building. Gene Connell was successful in getting the deed in MIGCFDs' name. We had put out a demolition project for bid, with three bids received. The highest bid was \$24,500.00 and the lowest bid was \$20,315.00. Prior to the groups going there, we had the property inspected for any hazardous material, which did come back with some asbestos in the floor tiles. Each of the estimates included the abatement of asbestos with a start date in January. The lowest bid came in from Allens Demolition. They are familiar with the district, being the company that took care of the mall as well as El Cerro and a couple of other properties on the ocean. The money was set aside in the 2026 budget. Chief Haney was seeking approval from the Board to use the allocated funds for the demolition of the rescue building. John Magann made a motion to use the budgeted money for the demolition of the rescue building. Katie Wilson seconded the motion, and the motion was carried.

**Chairmans Report:** None.

**New Business:** Gene Connell stated that the dates for the Board of Directors Meetings for 2026 need to be approved. Kay Benton made a motion to approve the dates as presented. John Magann seconded the motion, and the motion was carried.

**Old Business:** None.

**Executive Session:** Kay Benton made a motion to enter an executive session. John Magann seconded the motion, and the motion was carried.


Upon completion of the executive session, Kay Benton stated no decisions were made but she would now be asking the board to designate an administrator for viewing only one of our online banking accounts. Kay Benton made a motion to designate Katie Wilson as the administrator for viewing purposes only on that bank account. John Magann seconded the motion, and the motion was carried.

**Public Comment:** None.

**Adjourn:** Kay Benton made a motion to adjourn the meeting. Alison Burns seconded the motion, and the motion was carried.

The next Board Meeting is scheduled for Monday, January 26, 2026.

Approved: \_\_\_\_\_

  
\_\_\_\_\_  
1/26/26  
\_\_\_\_\_

**MIGCFD Fire  
Balance Sheet  
As of December 31, 2025**

Accrual Basis

	Dec 31, 25
<b>ASSETS</b>	
<b>Current Assets</b>	
<b>Checking/Savings</b>	
G100 · Cash & Cash Equivalents	5,559,709.87
G160 · Restricted Cash & Cash Equiv.	1,404,818.59
<b>Total Checking/Savings</b>	6,964,528.46
<b>Accounts Receivable</b>	
G110 · Receivables - Property Taxes	8,925,520.14
G115 · Receivables - EMS	531,859.89
G120 · Receivables - Intergovernmental	3,004,222.64
<b>Total Accounts Receivable</b>	12,461,602.67
<b>Other Current Assets</b>	
153 · Due from Rescue	665,141.05
180 · Inventory-Medical Supplies	90,041.06
G150 · Prepaid Assets	2,400.53
<b>Total Other Current Assets</b>	757,582.64
<b>Total Current Assets</b>	20,183,713.77
<b>Fixed Assets</b>	
200 · Property & Equip	7,852,026.47
<b>Total Fixed Assets</b>	7,852,026.47
<b>TOTAL ASSETS</b>	28,035,740.24
<b>LIABILITIES &amp; EQUITY</b>	
<b>Liabilities</b>	
<b>Current Liabilities</b>	
<b>Accounts Payable</b>	
405 · Accounts Payable	187,388.73
<b>Total Accounts Payable</b>	187,388.73
<b>Other Current Liabilities</b>	
410 · SC Def Comp Retirement	2,126.27
2110 · Direct Deposit Liabilities	2,168.19
400 · Payroll taxes payable	-1,390.21
401 · Salaries Payable	193,054.64
402 · PORS/SCRS Retirement	317,207.55
407 · Unearned Tax Rev- Georgetown	124,304.81
408 · Unearned Tax Rev - Horry	593,729.66
409 · Unavailable Amb A/R	332,901.56
<b>Total Other Current Liabilities</b>	1,564,102.47
<b>Total Current Liabilities</b>	1,751,491.20
<b>Long Term Liabilities</b>	
550 · Long Term Debt	574,212.87
<b>Total Long Term Liabilities</b>	574,212.87
<b>Total Liabilities</b>	2,325,704.07
<b>Equity</b>	
600 · Net Assets	12,049,190.22
636 · Fund Balances - Restricted	555,463.92
637 · Non-Spendable Items	85,367.68
646 · GW Debt Contra Account - Equity	-574,214.37
699 · Retained Earnings	5,531,514.64
970 · Capital Outlay Contra Account	1,520,198.10
Net Income	6,542,515.98
<b>Total Equity</b>	25,710,036.17
<b>TOTAL LIABILITIES &amp; EQUITY</b>	28,035,740.24

**MIGCFD Fire**  
**YTD Profit & Loss Budget vs. Actual**  
 January through December 2025

Accrual Basis

	Jan - Dec 25	Budget	\$ Over Budget
<b>Ordinary Income/Expense</b>			
<b>Income</b>			
705 · Tax Revenues Georgetown	5,077,707.98	3,686,556.00	1,391,151.98
710 · Tax Revenues Horry	9,834,518.93	7,139,505.00	2,695,013.93
711 · Plan Review Fees	2,785.15	10,000.00	-7,214.85
712 · Inspection Fees	49,778.45	30,000.00	19,778.45
715 · Impact Fees Georgetown	702,267.69	350,175.00	352,092.69
716 · Impact Fees Horry	1,086,361.77	1,020,404.37	65,957.40
726 · Horry County Medical Contract	50,000.00	50,000.00	0.00
735 · Horry County Medical Billing	1,874,661.22	1,800,000.00	74,661.22
736 · GEAR Program	67,870.62	35,000.00	32,870.62
737 · Insurance Recovery	13,058.77	15,000.00	-1,941.23
739 · Grants			
739-3 · Horry County A Tax	75,000.00		
739-1 · Georgetown County A. Tax	80,127.12		
739 · Grants - Other	318,749.51	338,143.63	-19,394.12
<b>Total 739 · Grants</b>	<b>473,876.63</b>	<b>338,143.63</b>	<b>135,733.00</b>
G430 · Miscellaneous Income			
740 · Interest Income	186,372.08	5,000.00	181,372.08
742 · Miscellaneous Inc.	21,093.09	25,000.00	-3,906.91
962 · Firemen's Donation Fund Income	23,713.90	10,000.00	13,713.90
<b>Total G430 · Miscellaneous Income</b>	<b>231,179.07</b>	<b>40,000.00</b>	<b>191,179.07</b>
<b>Total Income</b>	<b>19,464,066.28</b>	<b>14,514,784.00</b>	<b>4,949,282.28</b>
<b>Gross Profit</b>	<b>19,464,066.28</b>	<b>14,514,784.00</b>	<b>4,949,282.28</b>
<b>Expense</b>			
1000-2 · Horry County ATAX	26,969.21		
G500 · Fire Department Expenses			
854 · Equipment Rental	400.57	510.00	-109.43
872 · Legal & Consulting	22,442.92	22,451.00	-8.08
802 · Accounting	23,750.00	38,000.00	-14,250.00
803 · Advertising	274.23	2,550.00	-2,275.77
815 · Bank Service Charge	11.90	0.00	11.90
820 · Payroll Processing Fees	3,603.67	3,700.00	-96.33
830 · Billing Fees - Medical	78,731.43	78,720.00	11.43
831 · Supplies & Eqpt - Medical	156,707.50	156,700.00	7.50
832 · Contract Services - Physicals	36,494.00	40,400.00	-3,906.00
833 · Contract Services			
833-1 · Contract Services - Facilities	36,763.58	75,000.00	-38,236.42
833-2 · Contract Services - Medical	66,347.34	66,500.00	-152.66
833-3 · Contract Services - Technology	105,685.25	105,700.00	-14.75
<b>Total 833 · Contract Services</b>	<b>208,796.17</b>	<b>247,200.00</b>	<b>-38,403.83</b>
839 · Conference Expenses	2,619.21	3,060.00	-440.79
845 · Dues and Subscriptions	11,458.09	11,471.00	-12.91
847 · Electricity	34,860.99	38,764.00	-3,903.01
853 · Fingerprinting Service	5,768.94	5,753.00	15.94
855 · Firemans Fund	45,750.00	50,603.00	-4,853.00
856 · Fire Prev & Education	1,283.17	2,040.00	-756.83
857 · Fuel - Fire	62,521.50	91,809.00	-29,287.50
829 · Fuel - Medical	34,559.96	45,000.00	-10,440.04
858 · Natural Gas	7,781.59	7,757.00	24.59
861 · Insurance - Health	885,090.43	911,108.00	-26,017.57
866 · Insurance - General Business	195,643.80	196,000.00	-356.20
867 · Insurance - Workers Comp	185,034.00	198,201.00	-13,167.00
875 · Licenses & Permits	304.00	1,414.00	-1,110.00
876 · Miscellaneous Expense	9,119.96	9,161.00	-41.04
878 · Office Supplies & Eqpt	16,159.86	16,200.00	-40.14
879 · Office Equip - Repairs & Maint	23,022.50	25,000.00	-1,977.50
887 · Postage & Shipping	2,394.71	2,525.00	-130.29
890 · Public Relations	264.01	1,020.00	-755.99
891 · HazMat Supplies & Equipment	2,188.29	2,805.00	-616.71
892 · Hose/Nozzles/Hydrants Supp/Eqpt	1,148.00	1,530.00	-382.00
893 · Extraction Supplies & Eqpt	626.77	1,530.00	-903.23
894 · Rep & Maint - Training Facility	15,180.50	15,302.00	-121.50
895 · Radios/Pagers Supplies & Eqpt	21,160.00	30,000.00	-8,840.00
896 · Water Rescue Supplies & Eqpt	18,428.60	20,500.00	-2,071.40
1000-1 · GC A-Tax MIMS I Supplies & Equip	18,883.70		
897 · Bunker Gear Supplies & Eqpt	142,015.10	155,000.00	-12,984.90
898 · Rep & Maint - Building	207,436.73	207,500.00	-63.27
899 · Rep & Maint - Equipment	30,406.93	30,603.00	-196.07

**MIGCFD Fire**  
**YTD Profit & Loss Budget vs. Actual**  
**January through December 2025**

Accrual Basis

	Jan - Dec 25	Budget	\$ Over Budget
900 · Rep & Maint - Radios & Pagers	8,459.80	15,000.00	-6,540.20
901 · Rep & Maint - Vehicles	254,982.15	255,000.00	-17.85
907 · Supplies/Eqpt 1st Resp Rescue	26,862.06	35,000.00	-8,137.94
908 · Supplies & Eqpt - Firefighting	13,222.07	13,201.00	21.07
909 · Supplies - Station	38,220.59	50,500.00	-12,279.41
928 · Communications	81,831.48	82,000.00	-168.52
929 · Telephone	12,435.33	12,420.00	15.33
935 · Uniforms	100,580.23	100,600.00	-19.77
938 · Water & Sewer	12,326.13	12,351.00	-24.87
963 · Firemen's Donation Fund Expense	15,395.25	15,401.00	-5.75
<b>Total G500 · Fire Department Expenses</b>	<b>3,076,638.82</b>	<b>3,263,360.00</b>	<b>-186,721.18</b>
<b>G501 · Personnel Expenses</b>			
838 · Continuing Education	19,424.34	20,000.00	-575.66
905 · Retirement PORS & SCRS	1,366,583.86	1,458,520.00	-91,936.14
911 · Salary Admin	860,363.67	901,591.00	-41,227.33
914 · Salary Firefighters	5,373,902.34	6,376,231.00	-1,002,328.66
957 · Salaries - Part Time Medical	45,820.40		
920 · SocSec & Medicare P/R Taxes	487,374.21	557,103.00	-69,728.79
930 · Training Materials	434.83	6,121.00	-5,686.17
931 · Travel - General	1,461.87	2,142.00	-680.13
932 · Travel - Firefighters	24,995.00	25,000.00	-5.00
936 · Recruitment	0.00	1,020.00	-1,020.00
<b>Total G501 · Personnel Expenses</b>	<b>8,180,360.52</b>	<b>9,347,728.00</b>	<b>-1,167,367.48</b>
<b>Total Expense</b>	<b>11,283,968.55</b>	<b>12,611,088.00</b>	<b>-1,327,119.45</b>
<b>Net Ordinary Income</b>	<b>8,180,097.73</b>	<b>1,903,696.00</b>	<b>6,276,401.73</b>
<b>Other Income/Expense</b>			
<b>Other Income</b>			
796 · Gain on sale of assets	2,025.00		
<b>Total Other Income</b>	<b>2,025.00</b>		
<b>Other Expense</b>			
<b>1001 · Capital Outlay</b>			
934 · Capital - Office	4,802.42	10,000.00	-5,197.58
940 · Capital Outlay -Buildings	202,866.42	203,000.00	-133.58
<b>943 · Capital Outlay-Firefighting</b>			
943- 1 · Hose	19,848.50	19,900.00	-51.50
FF Equipment Capital Expense	9,894.99	10,000.00	-105.01
<b>Total 943 · Capital Outlay-Firefighting</b>	<b>29,743.49</b>	<b>29,900.00</b>	<b>-156.51</b>
945 · Capital Outlay-Radios&Pagers	313,716.34	371,143.63	-57,427.29
949 · Medical Eqpt	100,310.62	100,300.00	10.62
<b>955 · Capital Outlay - Vehicles</b>			
955-1 · Admin Vehicle	173,823.68	175,000.00	-1,176.32
955- 8 · Medic Unit Remount	207,292.20	207,300.00	-7.80
<b>Total 955 · Capital Outlay - Vehicles</b>	<b>381,115.88</b>	<b>382,300.00</b>	<b>-1,184.12</b>
<b>Total 1001 · Capital Outlay</b>	<b>1,032,555.17</b>	<b>1,096,643.63</b>	<b>-64,088.46</b>
<b>1005 · Debt Service</b>			
980 · Debt Payment - Principal	607,051.58	607,051.37	0.21
<b>Total 1005 · Debt Service</b>	<b>607,051.58</b>	<b>607,051.37</b>	<b>0.21</b>
<b>Total Other Expense</b>	<b>1,639,606.75</b>	<b>1,703,695.00</b>	<b>-64,088.25</b>
<b>Net Other Income</b>	<b>-1,637,581.75</b>	<b>-1,703,695.00</b>	<b>66,113.25</b>
<b>Net Income</b>	<b>6,542,515.98</b>	<b>200,001.00</b>	<b>6,342,514.98</b>

**MIGCFD Fire**  
**YTD Profit & Loss Current vs. Previous Year Comparison**

Accrual Basis

December 2025

	Dec 25	Dec 24	\$ Change
<b>Ordinary Income/Expense</b>			
<b>Income</b>			
705 · Tax Revenues Georgetown	2,169,378.01	1,117,781.82	1,051,596.19
710 · Tax Revenues Horry	3,366,483.46	2,705,951.23	660,532.23
712 · Inspection Fees	5,391.50	10,085.88	-4,694.38
715 · Impact Fees Georgetown	53,113.34	17,184.28	35,929.06
716 · Impact Fees Horry	0.00	67,429.30	-67,429.30
735 · Horry County Medical Billing	200,043.57	30,799.54	169,244.03
736 · GEAR Program	0.00	2,675.28	-2,675.28
737 · Insurance Recovery	713.31	-13,410.55	14,123.86
739 · Grants	0.00	-100,508.68	100,508.68
<b>G430 · Miscellaneous Income</b>			
740 · Interest Income	0.00	7,194.42	-7,194.42
742 · Miscellaneous Inc.	4,413.49	-30,891.71	35,305.20
962 · Firemen's Donation Fund Income	369.00	1,276.66	-907.66
<b>Total G430 · Miscellaneous Income</b>	<b>4,782.49</b>	<b>-22,420.63</b>	<b>27,203.12</b>
<b>Total Income</b>	<b>5,799,905.68</b>	<b>3,815,567.47</b>	<b>1,984,338.21</b>
<b>Gross Profit</b>	<b>5,799,905.68</b>	<b>3,815,567.47</b>	<b>1,984,338.21</b>
<b>Expense</b>			
1000-2 · Horry County ATAX	-30,241.96	0.00	-30,241.96
<b>G500 · Fire Department Expenses</b>			
802 · Accounting	3,000.00	2,750.00	250.00
803 · Advertising	0.00	141.06	-141.06
830 · Billing Fees - Medical	8,101.27	4,667.82	3,433.45
831 · Supplies & Eqpt - Medical	11,484.42	27,927.45	-16,443.03
832 · Contract Services - Physicals	2,368.00	445.00	1,923.00
833 · Contract Services			
833-1 · Contract Services - Facilities	2,589.15	2,126.26	462.89
833-2 · Contract Services - Medical	1,000.00	2,000.00	-1,000.00
833-3 · Contract Services - Technology	2,105.17	2,516.89	-411.72
<b>Total 833 · Contract Services</b>	<b>5,694.32</b>	<b>6,643.15</b>	<b>-948.83</b>
845 · Dues and Subscriptions	95.00	80.00	15.00
847 · Electricity	1,849.78	1,928.30	-78.52
853 · Fingerprinting Service	0.00	66.67	-66.67
855 · Firemans Fund	45,750.00	45,575.00	175.00
856 · Fire Prev & Education	0.00	355.87	-355.87
857 · Fuel - Fire	2,509.15	2,522.57	-13.42
829 · Fuel - Medical	2,925.28	4,935.49	-2,010.21
858 · Natural Gas	1,594.03	154.88	1,439.15
861 · Insurance - Health	74,149.72	-32,756.67	106,906.39
866 · Insurance - General Business	0.00	40,169.71	-40,169.71
876 · Miscellaneous Expense	7,548.16	75.00	7,473.16
878 · Office Supplies & Eqpt	229.51	643.81	-414.30
879 · Office Equip - Repairs & Maint	17,688.52	126.00	17,562.52
887 · Postage & Shipping	127.25	128.43	-1.18
890 · Public Relations	0.00	81.44	-81.44
894 · Rep & Maint - Training Facility	4,680.50	0.00	4,680.50
895 · Radios/Pagers Supplies & Eqpt	0.00	3,870.72	-3,870.72
896 · Water Rescue Supplies & Eqpt	5,553.48	0.00	5,553.48
1000-1 · GC A-Tax MIMS I Supplies & Equip	6,613.00	0.00	6,613.00
897 · Bunker Gear Supplies & Eqpt	20,914.05	0.00	20,914.05
898 · Rep & Maint - Building	28,249.56	4,543.71	23,705.85
899 · Rep & Maint - Equipment	1,410.94	176.91	1,234.03
900 · Rep & Maint - Radios & Pagers	380.48	3,994.64	-3,614.16
901 · Rep & Maint - Vehicles	2,636.34	55,306.48	-52,670.14
908 · Supplies & Eqpt - Firefighting	376.66	224.04	152.62
909 · Supplies - Station	7,480.97	1,783.60	5,697.37
928 · Communications	6,535.34	4,011.02	2,524.32
929 · Telephone	1,101.04	1,097.12	3.92
935 · Uniforms	58,774.91	2,234.31	56,540.60

**MIGCFD Fire**  
**YTD Profit & Loss Current vs. Previous Year Comparison**  
**December 2025**

Accrual Basis

	Dec 25	Dec 24	\$ Change
938 · Water & Sewer	804.19	846.12	-41.93
963 · Firemen's Donation Fund Expense	1,720.55	576.15	1,144.40
999 · Accts Rec - MIGC Rescue	0.00	10.00	-10.00
<b>Total G500 · Fire Department Expenses</b>	<b>332,346.42</b>	<b>185,335.80</b>	<b>147,010.62</b>
<b>G501 · Personnel Expenses</b>			
838 · Continuing Education	963.95	758.00	205.95
905 · Retirement PORS & SCRS	107,844.65	92,422.40	15,422.25
911 · Salary Admin	78,584.92	56,048.21	22,536.71
914 · Salary Firefighters	415,815.41	465,261.34	-49,445.93
957 · Salaries - Part Time Medical	2,598.75	15,180.00	-12,581.25
920 · SocSec & Medicare P/R Taxes	41,862.92	47,391.48	-5,528.56
932 · Travel - Firefighters	12,489.00	0.00	12,489.00
<b>Total G501 · Personnel Expenses</b>	<b>660,159.60</b>	<b>677,061.43</b>	<b>-16,901.83</b>
<b>Total Expense</b>	<b>962,264.06</b>	<b>862,397.23</b>	<b>99,866.83</b>
<b>Net Ordinary Income</b>	<b>4,837,641.62</b>	<b>2,953,170.24</b>	<b>1,884,471.38</b>
<b>Other Income/Expense</b>			
<b>Other Income</b>			
796 · Gain on sale of assets	0.00	12,252.00	-12,252.00
<b>Total Other Income</b>	<b>0.00</b>	<b>12,252.00</b>	<b>-12,252.00</b>
<b>Other Expense</b>			
<b>1001 · Capital Outlay</b>			
940 · Capital Outlay -Buildings	148,045.42	0.00	148,045.42
<b>943 · Capital Outlay-Firefighting</b>			
943- 1 · Hose	19,848.50	7,792.19	12,056.31
<b>Total 943 · Capital Outlay-Firefighting</b>	<b>19,848.50</b>	<b>7,792.19</b>	<b>12,056.31</b>
<b>Total 1001 · Capital Outlay</b>	<b>167,893.92</b>	<b>7,792.19</b>	<b>160,101.73</b>
<b>1005 · Debt Service</b>			
1051 · Debt Payments - Interest	0.00	34,076.64	-34,076.64
1005 · Debt Service - Other	0.00	-34,076.64	34,076.64
<b>Total 1005 · Debt Service</b>	<b>0.00</b>	<b>0.00</b>	<b>0.00</b>
990 · Depreciation	0.00	828,490.01	-828,490.01
<b>Total Other Expense</b>	<b>167,893.92</b>	<b>836,282.20</b>	<b>-668,388.28</b>
<b>Net Other Income</b>	<b>-167,893.92</b>	<b>-824,030.20</b>	<b>656,136.28</b>
<b>Net Income</b>	<b>4,669,747.70</b>	<b>2,129,140.04</b>	<b>2,540,607.66</b>

## MIGCFD Fire Monthly Profit & Loss Current vs. Previous Year Comparison

Accrual Basis

December 2025

	Dec 25	Dec 24	\$ Change
<b>Ordinary Income/Expense</b>			
<b>Income</b>			
705 · Tax Revenues Georgetown	2,169,378.01	1,117,781.82	1,051,596.19
710 · Tax Revenues Horry	3,366,483.46	2,705,951.23	660,532.23
712 · Inspection Fees	5,391.50	10,085.88	-4,694.38
715 · Impact Fees Georgetown	53,113.34	17,184.28	35,929.06
716 · Impact Fees Horry	0.00	67,429.30	-67,429.30
735 · Horry County Medical Billing	200,043.57	30,799.54	169,244.03
736 · GEAR Program	0.00	2,675.28	-2,675.28
737 · Insurance Recovery	713.31	-13,410.55	14,123.86
739 · Grants	0.00	-100,508.68	100,508.68
<b>G430 · Miscellaneous Income</b>			
740 · Interest Income	0.00	7,194.42	-7,194.42
742 · Miscellaneous Inc.	4,413.49	-30,891.71	35,305.20
962 · Firemen's Donation Fund Income	369.00	1,276.66	-907.66
<b>Total G430 · Miscellaneous Income</b>	<b>4,782.49</b>	<b>-22,420.63</b>	<b>27,203.12</b>
<b>Total Income</b>	<b>5,799,905.68</b>	<b>3,815,567.47</b>	<b>1,984,338.21</b>
<b>Gross Profit</b>	<b>5,799,905.68</b>	<b>3,815,567.47</b>	<b>1,984,338.21</b>
<b>Expense</b>			
1000-2 · Horry County ATAX	-30,241.96	0.00	-30,241.96
<b>G500 · Fire Department Expenses</b>			
802 · Accounting	3,000.00	2,750.00	250.00
803 · Advertising	0.00	141.06	-141.06
830 · Billing Fees - Medical	8,101.27	4,667.82	3,433.45
831 · Supplies & Eqpt - Medical	11,484.42	27,927.45	-16,443.03
832 · Contract Services - Physicals	2,368.00	445.00	1,923.00
833 · Contract Services			
833-1 · Contract Services - Facilities	2,589.15	2,126.26	462.89
833-2 · Contract Services - Medical	1,000.00	2,000.00	-1,000.00
833-3 · Contract Services - Technology	2,105.17	2,516.89	-411.72
<b>Total 833 · Contract Services</b>	<b>5,694.32</b>	<b>6,643.15</b>	<b>-948.83</b>
845 · Dues and Subscriptions	95.00	80.00	15.00
847 · Electricity	1,849.78	1,928.30	-78.52
853 · Fingerprinting Service	0.00	66.67	-66.67
855 · Firemans Fund	45,750.00	45,575.00	175.00
856 · Fire Prev & Education	0.00	355.87	-355.87
857 · Fuel - Fire	2,509.15	2,522.57	-13.42
829 · Fuel - Medical	2,925.28	4,935.49	-2,010.21
858 · Natural Gas	1,594.03	154.88	1,439.15
861 · Insurance - Health	74,149.72	-32,756.67	106,906.39
866 · Insurance - General Business	0.00	40,169.71	-40,169.71
876 · Miscellaneous Expense	7,548.16	75.00	7,473.16
878 · Office Supplies & Eqpt	229.51	643.81	-414.30
879 · Office Equip - Repairs & Maint	17,688.52	126.00	17,562.52
887 · Postage & Shipping	127.25	128.43	-1.18
890 · Public Relations	0.00	81.44	-81.44
894 · Rep & Maint - Training Facility	4,680.50	0.00	4,680.50
895 · Radios/Pagers Supplies & Eqpt	0.00	3,870.72	-3,870.72
896 · Water Rescue Supplies & Eqpt	5,553.48	0.00	5,553.48
1000-1 · GC A-Tax MIMS I Supplies & Equip	6,613.00	0.00	6,613.00
897 · Bunker Gear Supplies & Eqpt	20,914.05	0.00	20,914.05
898 · Rep & Maint - Building	28,249.56	4,543.71	23,705.85
899 · Rep & Maint - Equipment	1,410.94	176.91	1,234.03
900 · Rep & Maint - Radios & Pagers	380.48	3,994.64	-3,614.16
901 · Rep & Maint - Vehicles	2,636.34	55,306.48	-52,670.14
908 · Supplies & Eqpt - Firefighting	376.66	224.04	152.62
909 · Supplies - Station	7,480.97	1,783.60	5,697.37
928 · Communications	6,535.34	4,011.02	2,524.32
929 · Telephone	1,101.04	1,097.12	3.92
935 · Uniforms	58,774.91	2,234.31	56,540.60

**MIGCFD Fire**  
**Monthly Profit & Loss Current vs. Previous Year Comparison**

Accrual Basis

December 2025

	Dec 25	Dec 24	\$ Change
938 · Water & Sewer	804.19	846.12	-41.93
963 · Firemen's Donation Fund Expense	1,720.55	576.15	1,144.40
999 · Accts Rec - MIGC Rescue	0.00	10.00	-10.00
<b>Total G500 · Fire Department Expenses</b>	<b>332,346.42</b>	<b>185,335.80</b>	<b>147,010.62</b>
<b>G501 · Personnel Expenses</b>			
838 · Continuing Education	963.95	758.00	205.95
905 · Retirement PORS & SCRS	107,844.65	92,422.40	15,422.25
911 · Salary Admin	78,584.92	56,048.21	22,536.71
914 · Salary Firefighters	415,815.41	465,261.34	-49,445.93
957 · Salaries - Part Time Medical	2,598.75	15,180.00	-12,581.25
920 · SocSec & Medicare P/R Taxes	41,862.92	47,391.48	-5,528.56
921 · State Unemployment Taxes	0.00	0.00	0.00
932 · Travel - Firefighters	12,489.00	0.00	12,489.00
<b>Total G501 · Personnel Expenses</b>	<b>660,159.60</b>	<b>677,061.43</b>	<b>-16,901.83</b>
<b>Total Expense</b>	<b>962,264.06</b>	<b>862,397.23</b>	<b>99,866.83</b>
<b>Net Ordinary Income</b>	<b>4,837,641.62</b>	<b>2,953,170.24</b>	<b>1,884,471.38</b>
<b>Other Income/Expense</b>			
<b>Other Income</b>			
796 · Gain on sale of assets	0.00	12,252.00	-12,252.00
<b>Total Other Income</b>	<b>0.00</b>	<b>12,252.00</b>	<b>-12,252.00</b>
<b>Other Expense</b>			
<b>1001 · Capital Outlay</b>			
940 · Capital Outlay -Buildings	148,045.42	0.00	148,045.42
943 · Capital Outlay-Firefighting			
943- 1 · Hose	19,848.50	7,792.19	12,056.31
<b>Total 943 · Capital Outlay-Firefighting</b>	<b>19,848.50</b>	<b>7,792.19</b>	<b>12,056.31</b>
<b>Total 1001 · Capital Outlay</b>	<b>167,893.92</b>	<b>7,792.19</b>	<b>160,101.73</b>
<b>1005 · Debt Service</b>			
1051 · Debt Payments - Interest	0.00	34,076.64	-34,076.64
1005 · Debt Service - Other	0.00	-34,076.64	34,076.64
<b>Total 1005 · Debt Service</b>	<b>0.00</b>	<b>0.00</b>	<b>0.00</b>
990 · Depreciation	0.00	828,490.01	-828,490.01
<b>Total Other Expense</b>	<b>167,893.92</b>	<b>836,282.20</b>	<b>-668,388.28</b>
<b>Net Other Income</b>	<b>-167,893.92</b>	<b>-824,030.20</b>	<b>656,136.28</b>
<b>Net Income</b>	<b>4,669,747.70</b>	<b>2,129,140.04</b>	<b>2,540,607.66</b>

# **Murrells Inlet-Garden City Fire District**

---

PO Box 648, 3641 Hwy. 17 Bus.  
Murrells Inlet, SC 29576  
PH (843) 651-5143 FAX (843) 651-1101

Gene Connell, Chairman  
JR Haney, Fire Chief

## **January 2026 Report**

<b>November 2025</b>	<b>December 2025</b>
Horry County: <b>346</b>	Horry County: <b>378</b>
Georgetown County: <b>189</b>	Georgetown County: <b>165</b>
Total Calls for Service: <b>535</b>	Total Calls for Service: <b>543</b>

2025 Calls for Service: **6749**

(2025: 6141) +9.9%

### Horry County, 2025

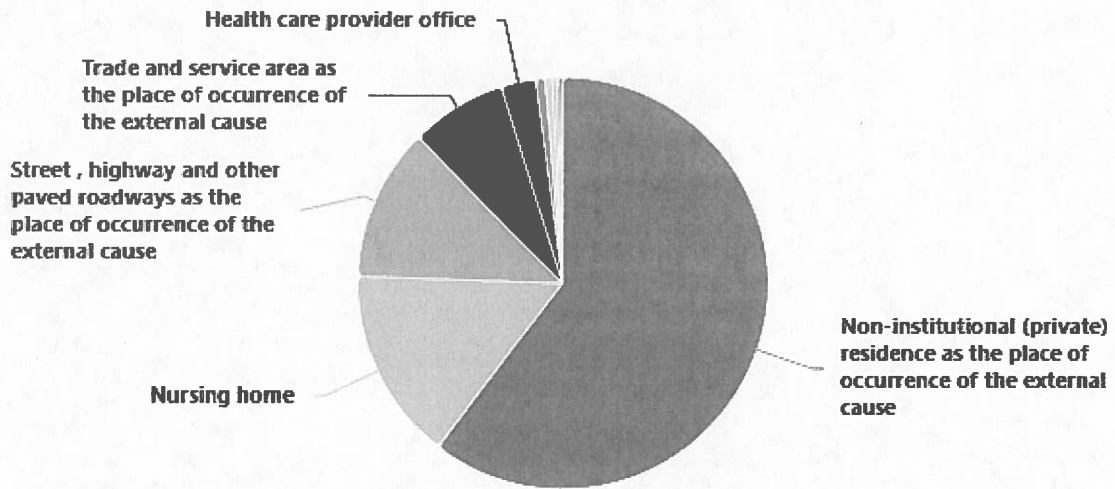
	WCH	GSRMC	Georgetown	South Strand	Conway	Carolina Forest	Non-Transport	Monthly Total
Jan.	248	28	1	13	0	0	90	380
Feb.	209	32	0	15	1	0	83	340
March	235	41	0	17	0	0	93	386
April	223	33	1	8	0	0	89	354
May	227	29	1	17	0	0	125	399
June	226	36	0	13	0	0	112	387
July	251	41	0	9	0	0	158	459
August	268	31	0	12	0	0	110	421
Sept.	264	34	1	6	2	0	127	434
Oct.	248	26	0	10	0	0	122	406
Nov.	235	21	0	10	0	0	80	346
Dec.	250	21	1	16	0	0	90	378
<b>Total</b>	<b>2884</b>	<b>373</b>	<b>5</b>	<b>146</b>	<b>3</b>	<b>0</b>	<b>1279</b>	<b>4690</b>

### Georgetown County, 2025

	WCH	GSRMC	Georgetown	South Strand	Conway	Carolina Forest	Non-Transport	Monthly Total
Jan.	107	4	3	3	0	0	54	171
Feb.	109	5	1	4	0	0	53	172
March	104	16	1	4	0	0	66	191
April	81	6	1	0	0	0	65	153
May	105	19	2	3	1	0	53	183
June	97	8	2	1	0	0	59	167
July	114	10	5	0	1	0	72	202
August	102	9	2	0	0	0	40	153
Sept.	97	9	0	1	0	0	60	167
Oct.	113	9	0	0	0	0	67	189
Nov.	84	4	0	0	0	0	58	146
Dec.	104	7	2	1	1	0	50	165
<b>Total</b>	<b>1217</b>	<b>106</b>	<b>19</b>	<b>17</b>	<b>3</b>	<b>0</b>	<b>747</b>	<b>2059</b>

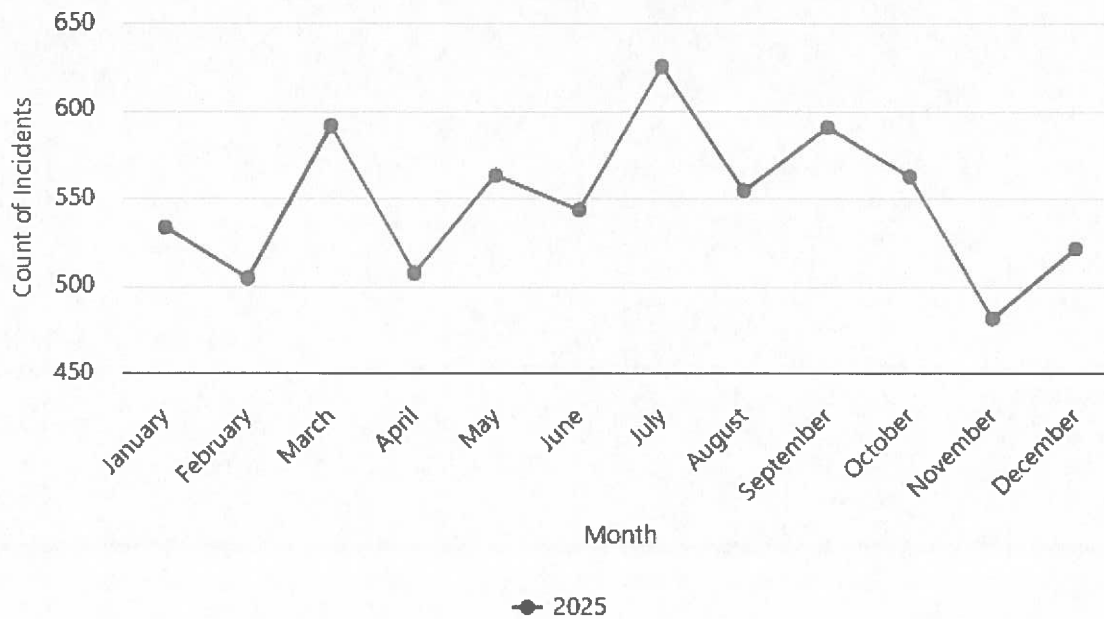
## Incidents by Location Type (Top 10)

Jan 01, 2025 to Dec 31, 2025



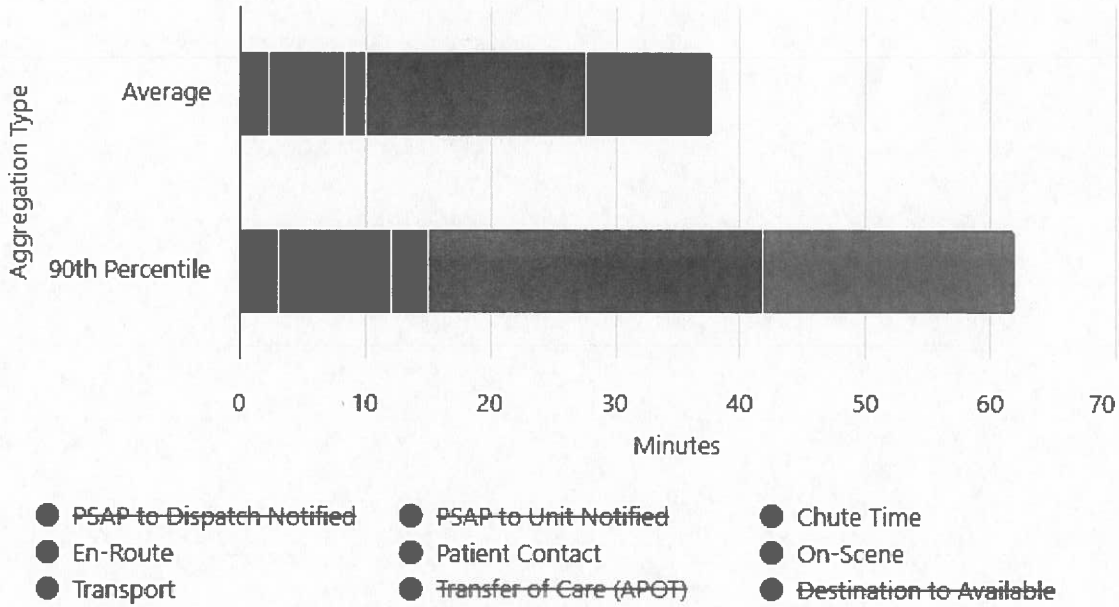
## EMS Call Volume by Month

Jan 01, 2025 to Dec 31, 2025



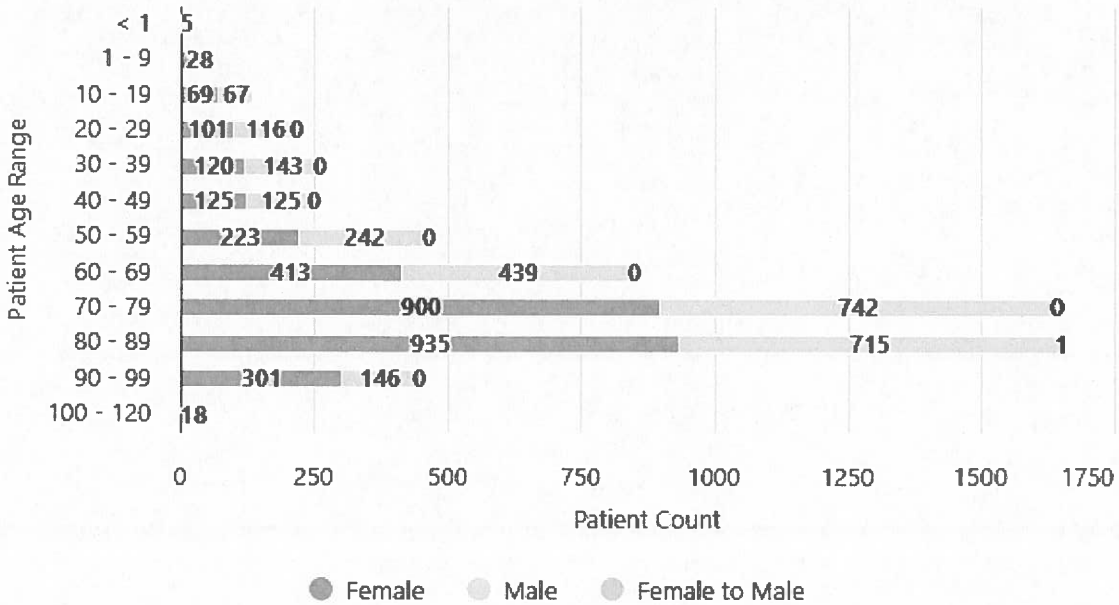
## Total On-Task Time by Action

Jan 01, 2025 to Dec 31, 2025



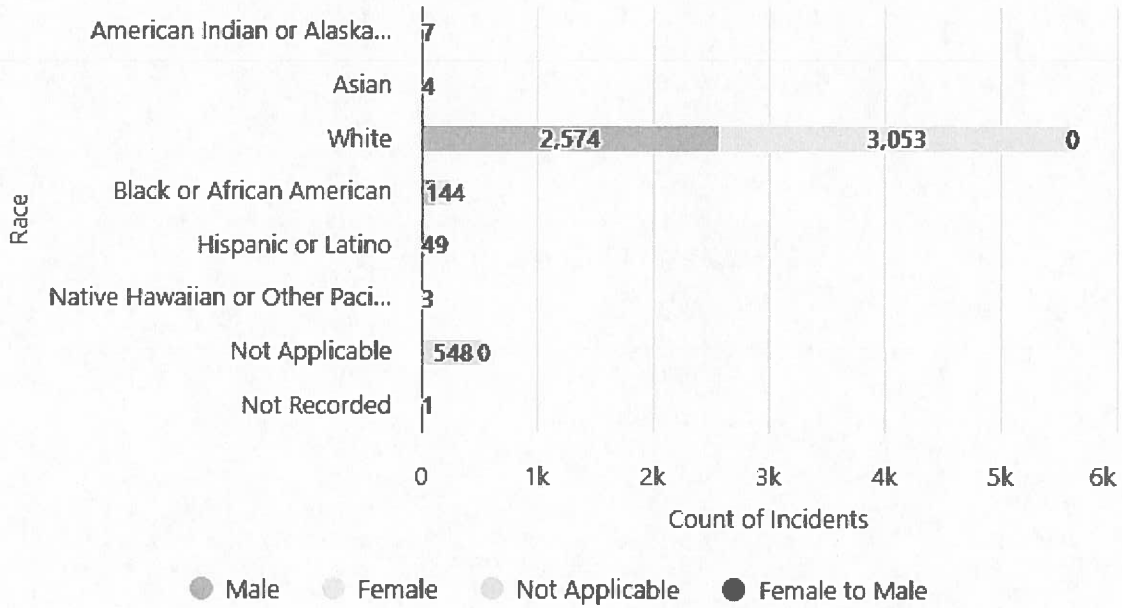
## Patient Gender And Age Range

Jan 01, 2025 to Dec 31, 2025



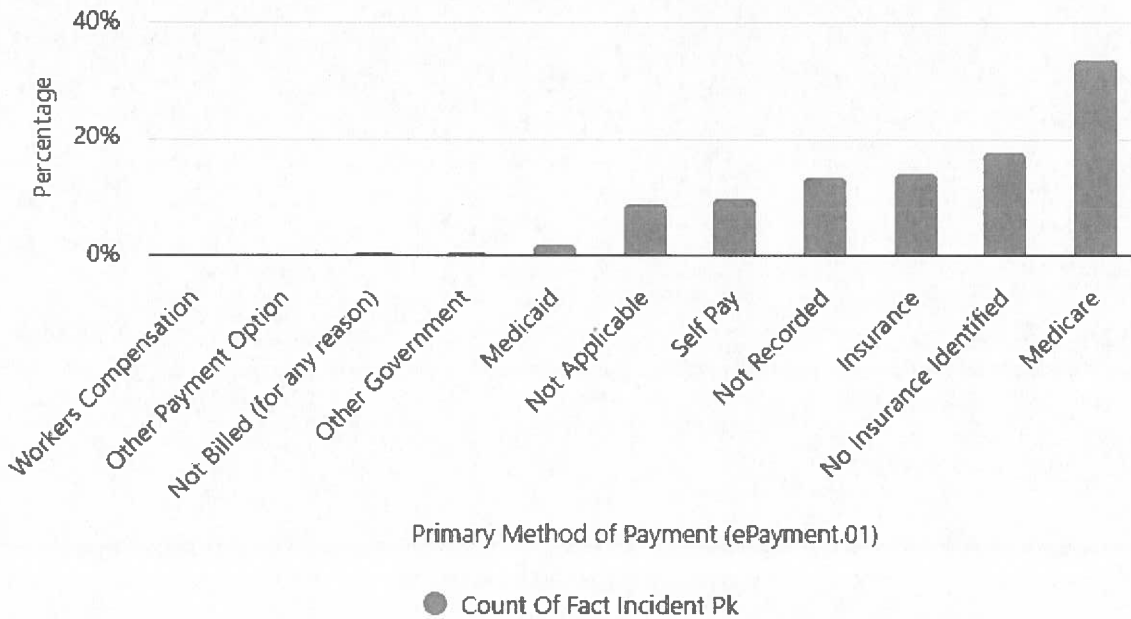
## Incidents by Patient Gender and Race

Jan 01, 2025 to Dec 31, 2025



## Patients Primary Method of Payment by Service Type

Jan 01, 2025 to Dec 31, 2025



# Incidents by Mode of Transport

Jan 01, 2025 to Dec 31, 2025

